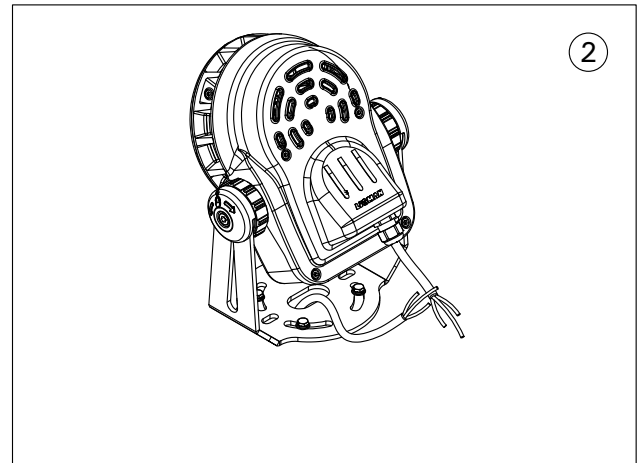
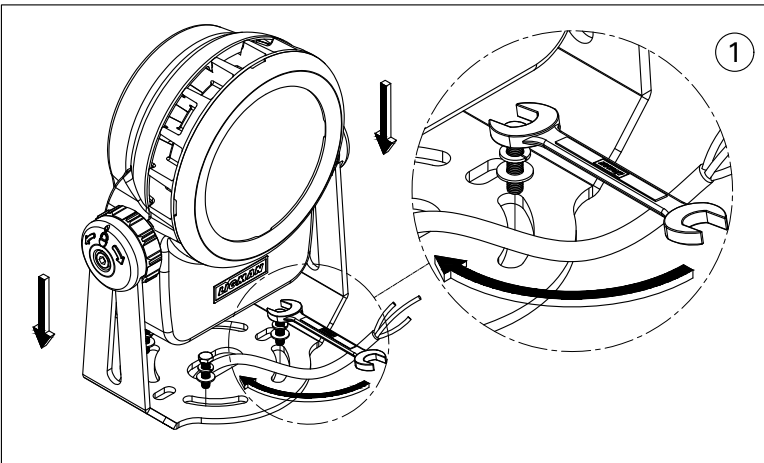
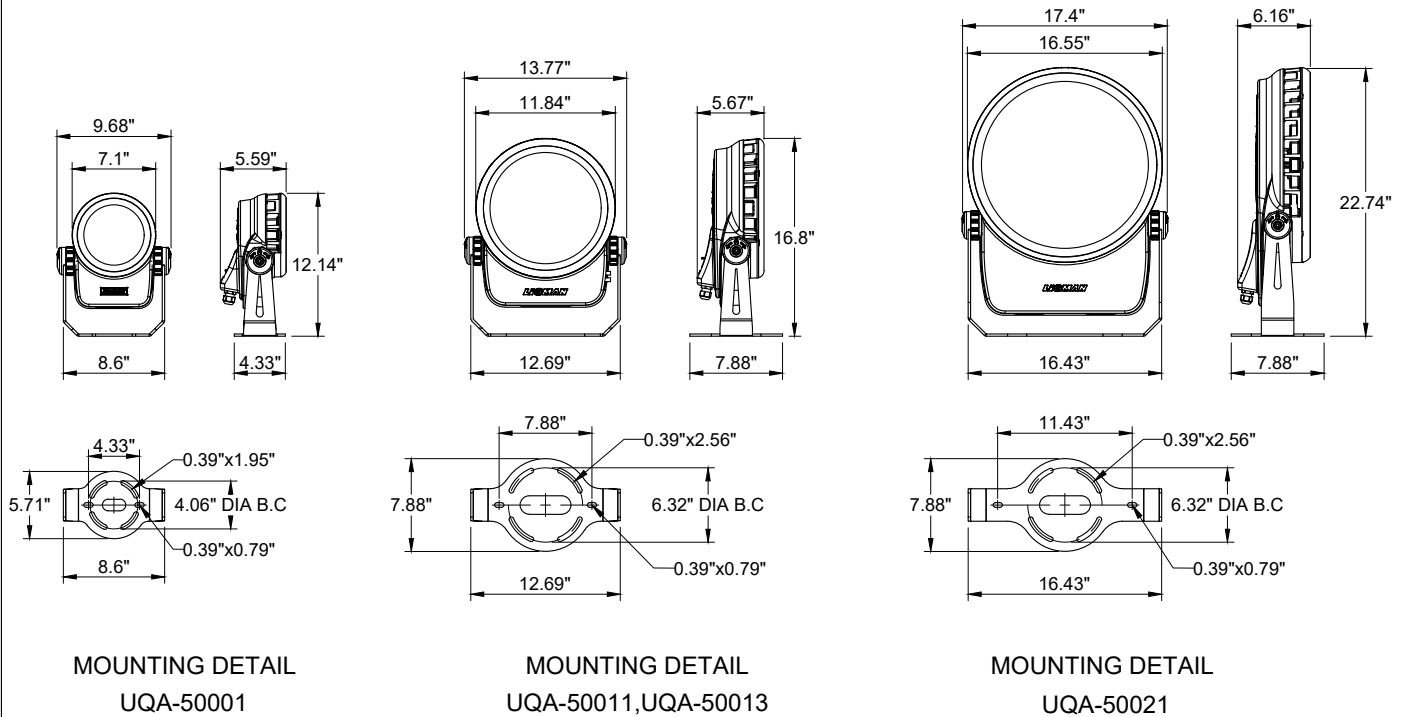


INSTALLATION AND SERVICE MANUAL

LIGMAN
NORTH AMERICA

For Installation of quantum 1,2,3 floodlights.
Model. UQA-50001,UQA-50011,UQA-50013 and UQA-50021

Product drawing (dimensions)



Notice to installer :

- 1.WIRING INSTRUCTIONS** Warning : RISK OF FIRE AND ELECTRICAL SHOCK. : FIXTURE MUST BE INSTALLED BY A QUALIFIED ELECTRICIAN ONLY>FIXTURE IS INTENDED FOR INSTALLATION IN ACCORDANCE WITH THE NATIONAL ELECTRICAL CODE, LOCAL AND FEDERAL CODE SPECIFICATIONS. DISCONNECT POWER BEFORE SERVICING.
- 2.This fixture has a VOLTAGE SPECIFIC BALLAST,**Check that the supply voltage is the same as the installed ballast voltage.

Ligman Lighting USA

7144 NE Progress Court, Hillsboro
Oregon, 97124, USA
Tel : 503 645 0500 | Fax : 503 645 8100

www.ligmanlightingusa.com

UQA-50001 17/05/2024 REV.1
1/2

FM-TS-13-1/13-05-2563/Rev.6

